

## 375

### V-Groove Maker



- Cutting a V-groove put on the solder surface reduces the splash of solder and flux.
- The solder feed amount can be controlled by turning the switch on and off.
- Compact, space-saving automatic solder feeder

### Features

#### Minimize solder and flux splash

Cutting a V-groove on the solder surface enables the release of gas pressure generated by the flux, thereby suppressing splash. HAKKO 375 can cut a groove in only the solder needed, then helps to reduce the level of defectiveness.

#### Advantages of V-grooved solder

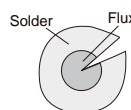
##### -Examination of solder and flux splash

#### Test criteria

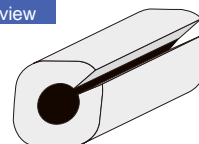
Measurement method	Measure the amount of solder and flux splashing after solder is fed to the soldering iron
Temperature setting for soldering iron	350°C and 400°C
Solder	Lead-free (Sn-3Ag-0.5Cu) Halogen-free flux ø0.3 mm and ø1 mm
Solder feed length	50 mm

\* The effect of solder and flux splashing prevention may differ under different operation conditions.

Solder cross-section view

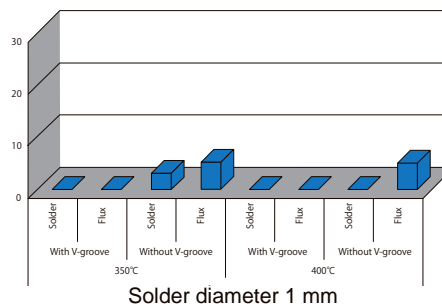
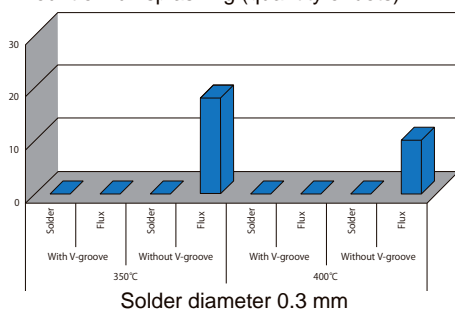


3D view



V-grooved solder

#### ■ Amount of flux splashing (quantity of dots)



### Packing List

375	Unit, AC Adapter, Instruction manual
-----	--------------------------------------

### Option

Part No.	Name
B1649	Foot switch
B2763	Hand switch

### Specifications

Model No.	375
Rating	24 VDC 75 mA
Solder feed speed	27 mm/sec.
Usable solder diameter	ø0.3, 0.5, 0.6, 0.8, 1 mm
Dimensions	78 (W) × 98 (H) × 56 (D) mm
Weight	0.59 kg

#### AC Adapter

Output voltage	24 VDC
----------------	--------

## 373 ESD SAFE

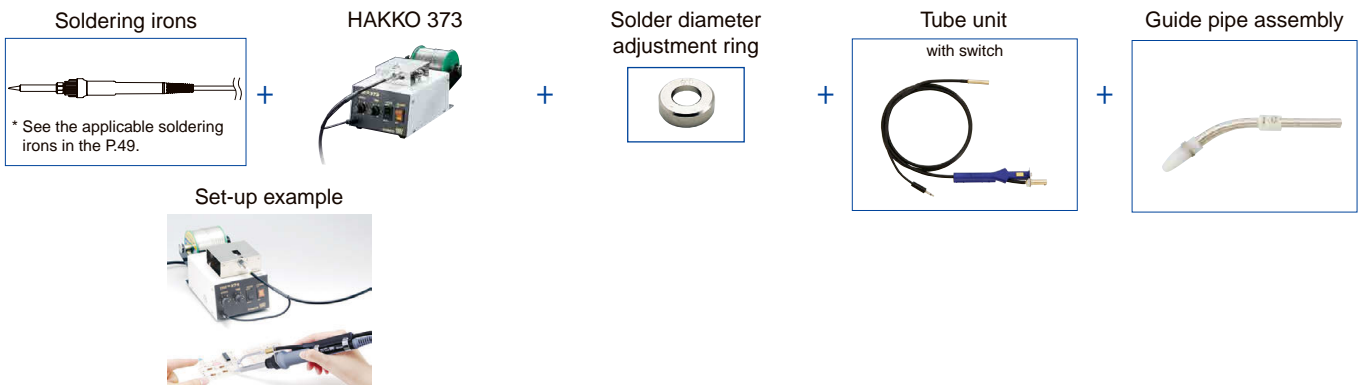
### Self Feeder



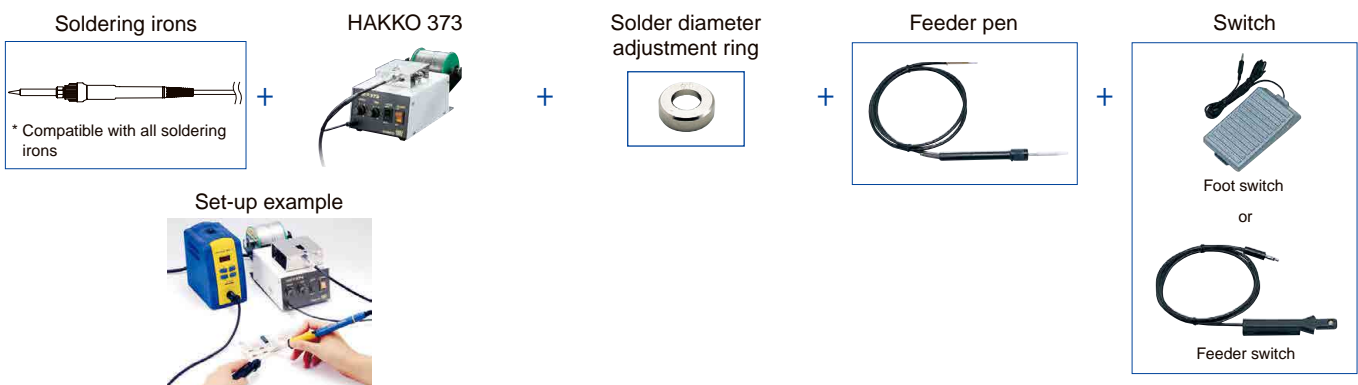
- Automatic solder feeder that enables a user to complete soldering work with just one hand
- The solder feed time and speed can be set.

### Set-Up Example

#### •One handed soldering



#### •Soldering with a feeder pen



### Specifications

Model No.	373
Power consumption	6 W
Solder feed time	0 to 7 sec. (auto mode)
Solder feed speed	4.5 to 26 mm/sec.
Solder feed quantity	0 to 182 mm
Solder return quantity	0 to 5 mm (fixed speed)
Mode	Auto and manual
Usable solder diameter*	ø0.6, 0.65, 0.8, 1, 1.2, 1.6 mm
Usable solder quantity	1 kg or less
Dimensions	107 (W) × 110 (H) × 215 (D) mm
Weight**	1.5 kg

\* ø1.6 mm lead free solder can't be used.

\*\* With cord

### Packing List

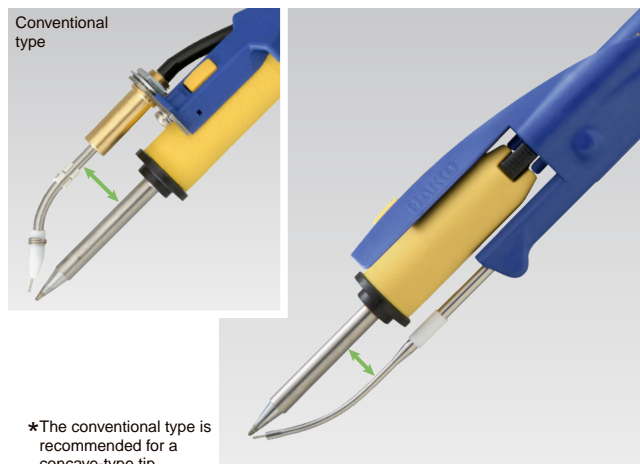
373	Unit, Instruction manual
-----	--------------------------

The accessories that are required for initial set-up, such as a tube unit, guide pipe assembly, and solder diameter adjustment ring, are not included. They must be ordered separately and adapted to use with the soldering iron and solder wire diameter.

## Features

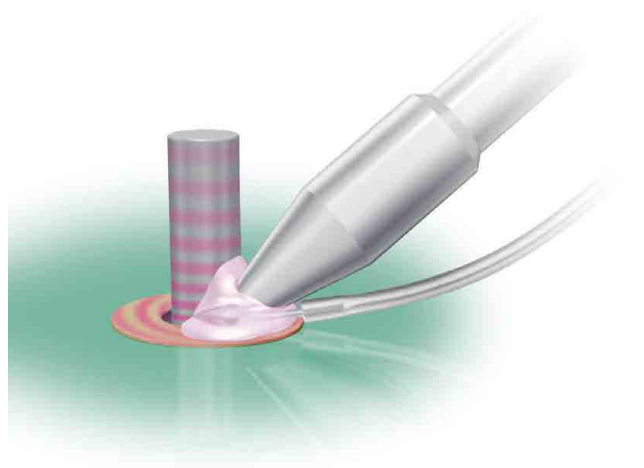
### The new tube unit and guide pipe assembly for the best productivity

The combination of the new tube unit and the new guide pipe assembly makes it possible to obtain "Heat-Bridge Effect".  
The new optional parts are designed to feed solder from the underside of the tip. The one-handed soldering just like manual soldering can be achieved.



### What is a "Heat-Bridge" ?

It is the phenomenon that the heat from the tip being transferred quickly to soldering joint area via molten solder.



### Easy adjustment of the solder feeding position

The new tube unit makes it easy to adjust the solder feeding position by holding the guide pipe assembly tightly with the two parts.



### Tip replacement without removing the tube unit

Tip can be replaced without removing the tube unit. It saves the trouble of adjusting the position of solder feeding.



### Easy maintenance

New guide pipe assembly will have less residue of flux fume and clogging with the residue while feeding solder from the underside of the tip.

#### Impact of flux fume: High



#### Impact of flux fume: Low



\*Image for illustration purpose










### Quick and sure tip cleaning with FT-720

The tip cleaner FT-720 cleans a tip quickly and surely even having the guide pipe assembly on a handpiece.  
For further information of FT-720, see P. 58 to 60.




















## Accessory Selection Guide

### ■ One-handed operation soldering Bottom-feed type

Station	Applicable soldering iron	Solder feed unit	Solder diameter (Φ) : mm	Solder diameter adjustment ring	Guide pipe assembly	Tube unit	Iron receptacle
FX-951 FX-950/FX-952 FM-203/FM-206  	FM-2028 FM-2027  	373	0.6, 0.65	B1626	B5268	C5056	 B5265
			0.8	B1627	B5269		
			1	B1628	B5270		
			1.2	B1629	B5271	C5057	
FX-100  	FX-1001  	373	0.6, 0.65	B1626	B5268	C5056	B5266
			0.8	B1627	B5269		
			1	B1628	B5270		
			1.2	B1629	B5271	C5057	
FN-1010 FX-801 FX-838 FM-203/FM-206  	FN-1101 FX-8002 FX-8301 FM-2030  	373	0.6, 0.65	B1626	B5272	C5058	B5265
			0.8	B1627	B5273		
			1	B1628	B5274		
			1.2	B1629	B5275	C5059	
FX-888D FX-889  	FX-8801 FX-8805  	373	0.6, 0.65	B1626	B5272	C5058	B5267
			0.8	B1627	B5273		
			1	B1628	B5274		
			1.2	B1629	B5275	C5059	

## Conventional type

Station	Applicable soldering iron	Solder feed unit	Solder diameter (Φ) : mm	Solder diameter adjustment ring	Guide pipe assembly	Tube unit
					 or	 or
FX-951 FX-950/FX-952 FM-203/FM-206 	FM-2028 FM-2027 	373	0.6, 0.65	B1626	B3481	B3477
			0.8	B1627	B3482	
			1	B1628	B3483	
			1.2	B1629	B3484	B3478
FN-10101 FM-203/FM-206 	FN-1101 FM-2030 	373	0.6, 0.65	B1626	B3726	B3477
			0.8	B1627	B3727	
			1	B1628	B3728	
			1.2	B1629	B3729	B3478
FX-100 	FX-1001  <small>*The spacer No.B5183 is required separately</small>	373	0.6, 0.65	B1626	B3481	B3477
			0.8	B1627	B3482	
			1	B1628	B3483	
			1.2	B1629	B3484	B3478
FX-801 	FX-8002 	373	0.6, 0.65	B1626	B5072	B3477
			0.8	B1627	B5073	
			1	B1628	B5074	
			1.2	B1629	B5075	B3478
FX-838 	FX-8301 	373	0.6, 0.65	B1626	B3566	B3563
			0.8	B1627	B3567	
			1	B1628	B3568	
			1.2	B1629	B3569	
			1.6	B1630	B3570	B3564
FX-888D FX-889 	FX-8801 	373	0.6, 0.65	B1626	B2146	B2143
			0.8	B1627	B2147	
			1	B1628	B2148	
			1.2	B1629	B2149	
			1.6	B1630	B2150	B2144
FX-888D FX-889 	FX-8805 	373	0.6, 0.65	B1626	B2151	B2143
			0.8	B1627	B2152	
			1	B1628	B2153	
			1.2	B1629	B2154	
			1.6	B1630	B2155	B2144

## ■ Feeder pen

Applicable soldering iron	Solder feed unit	Solder diameter	Options		
			Solder diameter adjustment ring 	Feeder pen 	Switch 
Compatible with all soldering irons	373	0.6, 0.65 mm	B1626	C1234	B2124 feeder switch or B1649 foot switch
		0.8 mm	B1627		
		1 mm	B1628		
		1.2 mm	B1629	C1235	
		1.6 mm	B1630		