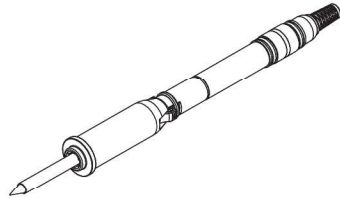


Additional Information (FM-204)

P.1

- Option

HAKKO FM-2027 / FM-2026)



*HAKKO FM-2027/FM-2026 (not included) can be connected to HAKKO FM-204.
When using above FM-2027/FM-2026 soldering iron, please use with the dedicated iron holder.

P.2

- HAKKO FM-2027 (Option)

Power Consumption	70 W (24 V)
Tip to Ground Resistan	< 2 Ω
Tip to Ground Potential	< 2 mV
Total Length (w/o cord)	188 mm (7.4 in.) with 2.4D tip
Weight (w/o cord)	30g (0.067 lb./1.07 oz.)with2.4D tip
Cord	1.2 m (4 ft)

P.8

- HAKKO FM-2027 (Option)

Temperature setting range

°C200 to 450°C

°F400 to 840°F

P.5

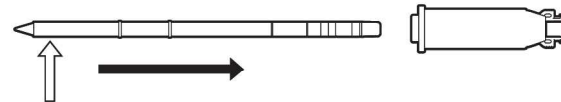
Inserting the tip:

- Holding the front end of the tip, insert it into the sleeve assembly.

⚠ CAUTION
Insert the tip into the sleeve assembly until it clicks into place. When you hear it clicks, avoid forcing the tip into the sleeve assembly.

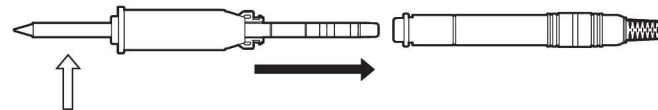
- Insert the tip securely into the connector.

NOTE:
Improper insertion of the tip will cause to appear on the display.



Hold this part to insert the tip into the sleeve assembly.

⚠ CAUTION
When holding the head of the tip, there is a danger of burn. Be sure to use the heat-resistant pad.



Hold this part to insert the tip into the connector.

P.26

- Option

*3 Please refer to brochure of tip variation for FM-2027/FM-2026.