

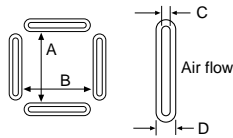
ADDITIONS OF OPTIONAL PARTS

mm (inch)

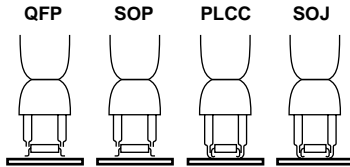
•Nozzles

NOTE

The size in Name/Specification indicates the size of IC package.

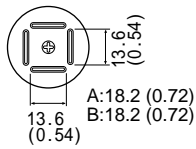


	C 0.8 (0.03) D 1.8 (0.07)	C 1.0 (0.04) D 1.8 (0.07)	C 1.0 (0.04) D 2.0 (0.08)	C 0.8 (0.03) D 2.0 (0.08)
No.	A1180B, A1181B, A1183B, A1188B, A1203B, A1214B, A1215B	A1189B	A1191	A1192

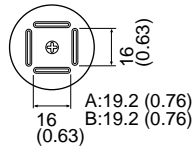


•VACUUM FUNCTION OPERATIVE NOZZLES.

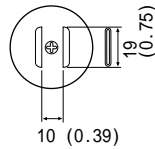
A1180B BQFP 17 × 17
(0.67 × 0.67)



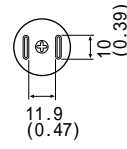
A1181B BQFP 19 × 19
(0.75 × 0.75)



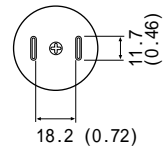
A1184B SOJ 18 × 8
(0.71 × 0.31)



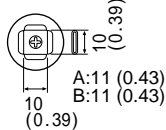
A1185B TSOL 13 × 10
(0.51 × 0.39)



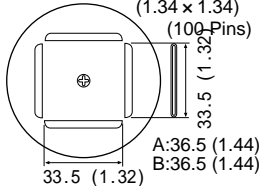
A1186B TSOL 18 × 10
(0.71 × 0.39)



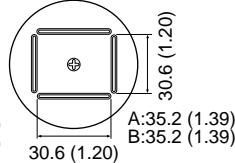
A1188B PLCC 9 × 9
(0.35 × 0.35)
(20 Pins)



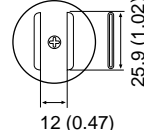
A1189B PLCC 34 × 34
(1.34 × 1.34)
(100 Pins)



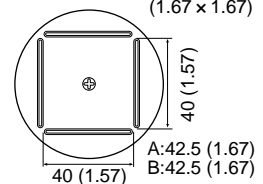
A1203B QFP 35 × 35
(1.38 × 1.38)



A1214B SOJ 10 × 26
(0.39 × 1.02)

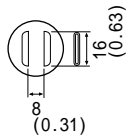


A1215B QFP 42.5 × 42.5
(1.67 × 1.67)



•VACUUM FUNCTION INOPERATIVE NOZZLES.

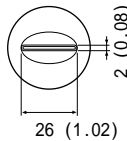
A1183 SOJ 15 × 8
(0.59 × 0.31)



A1190 Dual Single
2.5 × 9.5
Pitch (0.09 × 0.37)



A1191 SIP 25L (0.98)



A1192 SIP 50L (1.97)

